

**Alresford & District Horticultural Society are  
most grateful to the following businesses for  
their generous sponsorship**

**Morgans Hardware**  
13 Broad Street, Alresford  
Tel: 01962 733133 mails: [morganshardware@btconnect.com](mailto:morganshardware@btconnect.com)

**C E Evans & Son, High Class Family Butcher**  
8 West Street, Alresford  
01962 732477 [www.ceevasandson.co.uk](http://www.ceevasandson.co.uk)

**Hellards Independent Estate Agents**  
No. 11, Broad Street, Alresford  
01962 736333 [www.hellards.co.uk](http://www.hellards.co.uk)

**The Mid-Hants Railway Ltd 'Watercress Line'**  
The Railway Station, Alresford  
01962 733810 [www.watercressline.co.uk](http://www.watercressline.co.uk)

**Paintworks**  
Painting, Decorating and Refurbishment  
01962 738619 or 07753 681809

**Sole Butchers Ltd**  
Butchers and Game Dealers of Distinction  
5 Broad Street, Alresford  
01962 735221 [www.solebutchersofalresford.co.uk](http://www.solebutchersofalresford.co.uk)


**Eddolls Carpets Ltd**  
30 Broad Street, Alresford SO24 9AQ  
01962 735715 [www.eddollscarpets.com](http://www.eddollscarpets.com)

**D Barker & Son**  
Goldsmiths & Silversmiths  
40a West Street, Alresford SO24 9AU  
01962 732200 [www.dbarkerandson.co.uk](http://www.dbarkerandson.co.uk)

**ALRESFORD & DISTRICT  
HORTICULTURAL SOCIETY  
PRODUCE, FLOWER & CRAFT SHOW  
SCHEDULE 2018  
SATURDAY 1st SEPTEMBER**

**TICHBORNE PARK  
Near ALRESFORD  
(By kind permission of  
Tichborne Estates & Grange Farm Partnership)**

**Exhibiting is open to members and non-members**



Held in conjunction with the  
**ALRESFORD and DISTRICT AGRICULTURAL SHOW**

## SHOW RULES for ENTRIES

1. All exhibits must be the bona-fide property of, and have been grown in the garden of the exhibitor, except in Sections F, G, H, J, K & L.
2. Only one entry per person in any one class.
3. The Committee reserves the right to withdraw any prize should the judges consider the entries of insufficient merit.
4. Points for special prizes: 1st - 3 points, 2nd - 2 points, 3rd - 1 point.
5. The Show Tent will be open from 5.30pm to 7.30pm on the 31<sup>st</sup> August, and from 7am on 1st September for entries to be staged. For those exhibitors who will be setting up on Friday evening and/or Saturday morning but not attending the Agricultural Show please call the Horticultural Show Manager. See entry forms (pages 10 & 11) for more details.  
ALL EXHIBITS MUST BE STAGED BY 8.30am ON SHOW DAY, WHEN THE TENT WILL BE CLOSED FOR JUDGING AT 8.45am
6. Fees per entry - The fee is 50p, except in the Championship classes which are £1. Children's classes are 10p. Children entering adult classes 50p. Cheques payable to Alresford and District Horticultural Society.
7. Entries close at 5pm on Tuesday, 28<sup>th</sup> August- See Entry Form.
8. Prize money will be available for collection on show day between 3.00 and 4.30pm, any exhibit or prize money not collected by 5pm will become the property of the Society.
9. Prize-giving will be at approximately 4.30pm – see poster in show tent for confirmation.  
  
PLEASE LEAVE EXHIBITS IN PLACE UNTIL THE PRIZES HAVE BEEN PRESENTED.
10. The Committee will not hold themselves responsible for any loss, but every care will be taken by the stewards.
11. All entry forms and fees to be sent to Morgans Hardware, Broad Street, Alresford OR at 22 Sun Hill Crescent, Alresford SO24 9NJ

## SECTION L CHILDREN'S CLASSES

### **FLOWER ARRANGEMENTS**

#### **CLASS**

146. Under 7 years   **“A butterfly made using natural materials on a plate or dish”**  
Not exceeding 30cm in diameter
147. Under 11 years   **“Miniature garden”**   Not exceeding 40cm x 25cm
148. Under 7 years   **“An arrangement in a jug”**   An exhibit of Flowers & Foliage
149. Under 11 years   **“An arrangement in an unusual container”**  
An exhibit of Flowers & Foliage
150. Under 16 years   **“An arrangement in a stemmed container”**  
An exhibit of Flowers & Foliage

### FOOD

**All entries to be displayed on paper plates 23cm maximum**

151. Under 7 years   – **Make an edible flower**
152. Under 11 years   – **Make an edible Minion**
153. Under 16 years   – **Make 4 Brownies**

### DESIGN and CREATE

**Maximum Sizes for Classes 154 - 158 are 60cm x 60cm x 60cm**

154. Under 7 years   – **A collage of a house**   A4 size maximum
155. Under 11 years   – **‘A Dragon’, made from natural materials**  
– may include fruit, vegetables, leaves etc
156. Under 16 years   – **“I made it myself”** made with upcycled materials
157. Under 7 years   – **Open Class.** An article which you have made yourself  
**(Not a kit)**
158. Under 11 years   – **Open Class.** An article of Craft and Design which you have made yourself **(Not a kit)**
159. Under 16 years   – **Design a fairground poster** on A4 paper

**SECTION H**  
**DESIGN AND CREATE**

**Display size for all entries in this section is 60cms max x 60cms max x 60cms max  
unless otherwise stated  
Items may be displayed flat or supported**

**CLASS**

- 129. A picture no larger than 26cm x 21cm (to include mount but not framed)
- 130. A metal, ceramic or wooden object
- 131. A handmade card
- 132. Upcycling (something new from something old)
- 133. Open Class An article which you have made (NOT A KIT)

**SECTION J**  
**TEXTILES**

**Display size for all entries in this section is  
46cms max x 46cms max (items may be folded)**

- 134. A knitted or crocheted item
- 135. An item made of handmade lace – all types
- 136. Design and make a toy
- 137. A fabric bag
- 138. Any other textile not mentioned above eg. Patchwork, embroidery, collage
- 139. Twiddle Muff – please see page 12 for instructions of how to make, and the Alresford and District Horticultural Society website for more information and photos [www.alresfordhorticultural.org](http://www.alresfordhorticultural.org)

**SECTION K**  
**AMATEUR PHOTOGRAPHY**

**Photographs to be mounted, not larger than 36cm x 28cm to include mount**

- 140. 1 Colour Print, "On the bright side"
- 141. 1 Colour Print, "Splash"
- 142. 1 Colour Print, "Bricks"
- 143. 1 monochrome print, (white plus one other colour e.g. black, greyscale or sepia "any subject")
- 144. Under 11 years 1 Colour Print, "Shoes"
- 145. Under 16 years 1 Colour Print, "Patterns"

- 12 For the purposes of this schedule, a Novice is one who has not previously won a cup, plaque, medallion or certificate (not a prize card) at this show for an exhibit in the relevant section.  
NB Children may exhibit in all classes subject to the rules shown.
- 13. Any Competitor who has won the Banksian Medal in the last 2 years is not eligible to win this medal.
- 14. The rules of the R.H.S., N.D.S., N.A.F.A.S., N.R.S., will be followed in judging the relevant exhibits, with the exception of Rule 4 of the RHS Show Handbook. Members of the same household will be eligible to compete in the same class, provided that the produce exhibited has been cultivated by the person named on the entry form.
- 15. Any dispute arising will be settled by the Judge and Show Manager, whose decision shall be final.
- 16. Any enquiry about the schedule should be made to:-  
Show Manager, Mrs Ann Winfield, Tel: 01962 867596

**HINTS & INFORMATION FOR EXHIBITORS**

**The Show is open for everyone to enter**

Not entered before? Why not enter a Novice class?

The single most important rule is to READ THE SCHEDULE. (e.g number required). Make sure that your exhibit is not classed as N.A.S. (Not According to the Schedule). Try to make your exhibit look as attractive as possible. All exhibits, whether they win a prize or not, go to make up the Show.

Evenness, freshness and freedom from disease are more important than size, unless stated. For the information of the public, if possible all exhibits of flower, fruit or vegetable varieties should be named, please write this on both sides of the exhibitors card.

EXHIBITORS SHOULD COLLECT THEIR EXHIBITOR ENTRY CARDS FROM THE SECRETARY'S TENT ON ARRIVAL.

Before judging, the stewards will make sure that all the entry cards are turned over, so that the exhibitor's name is not visible. After judging, they will be placed face upwards.

## VEGETABLES

They should be cleaned, using plenty of water and a sponge. It makes for better presentation if tops are trimmed and bound with raffia, or an equivalent. Be careful when lifting carrots and parsnips not to break the long "tail".

- (i) Parsnips, carrots, cabbages, beans and beetroot are usually just laid on the table
- (ii) Potatoes, tomatoes, shallots and peppers are best placed on a white paper plate
- (iii) Shallots should be mounted on a dish of dry sand, and onions on cardboard rings, such as ones cut from kitchen roll containers
- (iv) Brassicas should have not less than 75mm of stump left
- (v) All varieties of peas and beans should have stalks attached
- (vi) Courgettes can be up to 200mm in length or 75mm in diameter for round cultivars

## FRUIT

To be exhibited on white paper plates

Try to avoid removing the natural "bloom" on all fruit, including apples and pears

With the exception of peaches, nectarines and apricots, all fruit should be shown with stalks

## FLOWERS

Make sure that they are firmly in the vase, and drawing up water. Kitchen roll helps to wedge the stems in the vase. Vases are provided unless otherwise stated.

If five blooms are asked for, arrange three above and two below, or vice versa. If three are asked for, place them two and one.

The size of the pot is the internal measurement. Avoid using outer containers for the pot. If the schedule states "not exceeding", it is quite in order to use a smaller size.

## CULINARY

Domed covers will be provided for entries once they are on the table.

Please do not remove covers from the tent from the tent.

Dishes must not contain rice, pâté, meat, fish, cream or uncooked egg.

Use the freshest ingredients possible.

Use either metric or imperial measures; do not mix the two.

All preserves to have new metal screw tops or wax disc and cellophane jam pot covers. Jars to be free of advertising. Labels to state type and day, month and year made.

## SECTION G CULINARY

**Plastic dome covers will be provided for entries once they are on the table**

**Dome sizes are 27cm and 19cm, exhibits must fit under a dome**

**Please leave domes in tent at the end of the show**

**Please see Hints & Information for Exhibitors**

### **CLASS**

**112.** 1 Savoury Loaf

**113.** 3 Danish pastries

**114.** 1 Traditional Victoria sandwich cake with jam filling

**115.** 1 Glazed fruit tart

**116.** 5 Ginger biscuits

**117.** Marmalade fruit loaf

8 oz (225g) self raising flour      4 oz (110g) caster sugar

4 oz (110g) block margarine      4 oz (110g) mixed dried fruit

1 rounded teaspoon thick marmalade

Grated rind of a large orange

1 teaspoon mixed spice      1 teaspoon malt vinegar

6 fl oz (175 ml) milk

1 tablespoon demerara sugar

Method

1. Preheat the oven to 180°C, gas mark 4, fan 160°C
2. Grease and line a 2lb loaf tin
3. Rub the margarine into the flour until crumbly.
4. Add the castor sugar, mixed fruit, spice and orange rind
5. Add milk a little at a time, and mix till well combined to make a soft dropping consistency
6. Add vinegar
7. Spoon into the prepared tin and sprinkle demerara sugar on top
8. Bake approx. 1 to 1¼ hours until a skewer comes out clean
9. Leave in the tin for 15 mins then turn onto a cooling rack and store in an airtight tin.  
The cake improves when kept for a week

**118.** 5 Jam tarts made with homemade short crust pastry

**119.** 5 Gluten free sweet biscuits

**120.** 5 Savoury biscuits

**121.** Savoury vegetarian dip with crudité

**122.** 3 vegetable spring rolls made with bought pastry

**123.** Jar of Marmalade, 450g (1 lb) approx..

**124.** Jar of Jam, 450g (1 lb) approx..

**125.** Jar of Jelly, 225g (8oz) approx..

**126.** Jar of Mature Chutney 450g (1 lb) approx..

**127.** Jar of pickled vegetable/s

**128.** **CLASS FOR MEN ONLY** A cake with vegetable as one of the ingredients

**SECTION F**  
**FLORAL ART - OPEN**

To be judged in accordance with the  
NAFAS Competitions Manual, Third Edition 2015

**NOTES FOR COMPETITORS**

**1. An Exhibit**

- a) is composed of natural plant material, with or without accessories contained within a space as specified in a show schedule
  - b) backgrounds, bases, containers, drapes, exhibit titles and mechanics may always be included in an exhibit unless otherwise stated
  - c) more than one placement may always be included unless otherwise stated
  - d) in all exhibits (except Still Life) natural plant material must predominate
2. No height restrictions except where stated
  3. A novice is an exhibitor who has never won a cup at this Show
  4. All exhibits may be brought to the Show completed
  5. All exhibits staged on tables covered in black plastic

**MUSIC TIME**

**CLASS**

**105. 'Trumpet Voluntary' CHAMPIONSHIP CLASS**

An exhibit - To be viewed and judged from the front  
Space allowed 76 cm wide x 61 cm deep

**106. 'Rhythm and Blues'**

An exhibit - To be viewed and judged from the front  
Space allowed 61 cm wide x 61 cm deep

**107. 'Country and Western'**

An exhibit - To be viewed and judged from the front  
Space allowed 46 cm wide x 46 cm deep

**108. 'Going for a Song'**

An exhibit - To be viewed and judged from the front  
Space allowed 46 cm wide x 46 cm deep

**109. 'All That Jazz'**

An exhibit - To be viewed and judged from the front  
Space allowed 76 cm wide x 61 cm deep

**110. 'Drum Beat'**

Miniature exhibit - To be viewed and judged from above,  
displayed on a black 12cm square block provided  
Size not to exceed 10 cm in width and depth, and 15cm in height

**111. 'Swing Time' NOVICES ONLY**

An exhibit - To be viewed and judged from the front  
Space allowed 46 cm wide x 61 cm deep

**JUDGES**

**Vegetables:** Mr H Jane  
Mr T Perren

**Dahlias and Chrysanthemums:** Mr M Burr

**Open Flowers:** Mrs S Burr

**Floral Art:** Mrs B Hudson

**Culinary:** Mrs M Williams  
Mrs C Lanfear  
Mrs S Garwood

**Design and Create:** Mrs J Varrall

**Textiles:** Mrs J Varrall

**Photography:** Mr D McKibbin

**Children's Classes:** Miss J Perry

**PRIZE MONEY**

**DAHLIA & CHRYSANTHEMUM CHAMPIONSHIP CLASSES 54, 55 & 71**

**1st £30**  
**2nd £12**  
**3rd £8**

**VEGETABLE AND FLORAL ART CHAMPIONSHIP CLASSES 20, 105**

**1st £10**  
**2nd £6**  
**3rd £4**

**FLORAL ART CLASSES 106 - 111**

**1st £5**  
**2nd £3**  
**3rd £2**

**REMAINING CLASSES**

**1st £1**  
**2nd 70p**  
**3rd 50p**  
**including Children's Classes**

**SECTION A - VEGETABLES AND FRUIT  
NOVICES**

Open to those who have not previously won a cup, plaque, medallion or certificate (not a prize card) at this show for an exhibit of the particular type called for.

**CLASS**

1. Potatoes other than white 4
2. Potatoes white 4
3. Beetroot 3
4. Chilli Peppers 5
5. Beans – Runner 5
6. Carrots, long pointed 3
7. Carrots, stump rooted 3
8. Courgettes, up to 200mm in length, or 75mm in diameter for round cultivars 2
9. Marrows (including edible squashes) 2
10. Exhibition shallots, shown on a dish or plate of sand 6
11. Tomatoes, with Calyx 5
12. Tomatoes, Small Fruited Cherry, with Calyx 5
13. Onions each 250g or under, shown on rings 3
14. Onions, each over 250g, shown on rings 3
15. Garlic Bulbs 3
16. Any one variety of Vegetable not listed above. Number as in section B or call Show Manager
17. Cooking Apples 3.
18. Any one variety of Fruit not listed above. Number as in section B or call Show Manager
19. Gardener's 'basket. 5 different veg and/or fruit 30cm x 25 cm max.

**SECTION E – FLOWERS**

**FUCHSIA – OPEN**

**CLASS**

77. 6 Fuchsia Heads in Box (Supplied) – 1 Cultivar
78. 1 Fuchsia - Single Flowered Cultivar - Pot Size 17cm
79. 1 Fuchsia Double Flowered Cultivar - Pot Size 17cm
80. 2 Pots of Fuchsia Distinctly Different Cultivars. Both Pots Same Size 17cm

**ROSES – OPEN**

81. 3 Stems Cluster Flowered Roses in 20cm vase
82. 3 Stems of any Rose/s. To be displayed in a vase, any size
83. 1 Specimen Bloom Large Flowered Rose. To be displayed in a vase, any size
84. 1 Bowl of roses, one or more cultivars, rose foliage only. Bowl to be supplied by exhibitor  
Max exhibit size 30cm

**GENERAL FLOWERS - OPEN**

85. 3 Spikes of Gladiolus
  86. 1 Regal Pelargonium, container up to 20cm
  87. 1 Pot Pelargonium, container up to 20cm
  88. 3 Blooms of Clematis in a dish, 1 or more Cultivars
  89. 5 stems of Rudbeckia, in a vase
  - 90.\* Pot Plant, foliage, container up to 20cm Maximum total height 1m including pot
  - 91.\* Pot Plant, flowering, container up to 20cm Maximum total height 1m including pot  
(excluding Pelargoniums or Fuchsias, but may include Orchids)
  - 92.\* 1 Cactus, container up to 20cm
  - 93.\* 1 Succulent, container up to 20cm
  94. Vase of cultivated flowers, 12 spikes of at least 3 cultivars
  95. A vase of dried flowers and seed heads
- \* Must be in owner's possession for at least 6 MONTHS**

**FLOWERS - NOVICES**

96. Berried shrubs, 3 stems, 3 different species
  - 97.\* 1 Pot Plant, flowering, container up to 20cm maximum total height 1m
  98. Gladiolus, single spike
  99. A vase of home grown flowers, 6 stems of 3 cultivars
  100. Asters 5 stems - in a vase
  101. Sunflowers, 3 stems, one or more cultivars, any stage of development – in a vase
  102. Flowering Shrubs, 3 stems of 3 different species, excluding Fuchsias - in a vase
  103. Sedums, 3 stems, one or more cultivars – in a vase
  104. A vase of dried flowers and/or seed heads
- \* Must be in owner's possession for at least 6 MONTHS**

The Royal Horticultural Society's Banksian Medal is awarded to the winner of the highest number of place points in the whole of the horticultural classes at the show. See also Rule 15.

---

## **Alresford and District Horticultural Society**

**Meet on the 2<sup>nd</sup> Wednesday of each month  
(except December)**

**St Gregory's Church Hall, Grange Road, at 7.30pm  
Everyone Welcome**

**Activities:**

**Speakers, Members Only Flower Shows,  
day trips to gardens,  
a garden party & annual dinner**

**Visitors to the meetings £3**

**Annual Membership £15**

**[www.alresfordhorticultural.org](http://www.alresfordhorticultural.org)**

**SECTION C**  
**DAHLIA – OPEN**

**CLASS**

54. The Alresford Dahlia **CHAMPIONSHIP CLASS**  
3 Vases, 3 Distinct classifications, 3 Blooms per vase  
Giants and / or large may be staged 1 per vase
55. Small Dahlia **CHAMPIONSHIP CLASS**  
3 Vases, 3 Distinct cultivars, 3 Blooms per vase  
chosen from at least 2 distinct classifications  
ie. Cactus,/ Semi cactus, Decorative, Ball or Waterlily may be used
56. 3 Giant and or Large, Decorative, Cactus / Semi Cactus  
May be staged singularly
57. 3 Medium Decoratives
58. 3 Medium Cactus / semi Cactus
59. 3 Small Decoratives
60. 3 Small Cactus / Semi Cactus
61. 3 Small Ball
62. 3 Miniature Ball
63. 3 Miniature Decoratives
64. 6 Pompon
65. 3 Blooms of one classification not mentioned in classes 56 to 64

**DAHLIA – NOVICES**

66. 3 Decorative Dahlias, one or more cultivars in one vase
67. 3 Cactus or Semi-Cactus Dahlias, one or more cultivars in one vase
68. 5 Pompon Dahlias, one or more cultivars in one vase
69. 1 Dahlia, any cultivar or type in a vase
70. 1 Dahlia, any cultivar or type, growing in a container up to 22cm

**For Dahlia Classifications and Details - Please see page 13**

**SECTION D**  
**CHRYSANTHEMUM - OPEN**

71. The Chrysanthemum **CHAMPIONSHIP CLASS**,  
3 vases of Chrysanthemums, 3 distinct cultivars, 3 blooms of one cultivar in each vase
72. Vase of Incurved Chrysanthemums, 3 blooms, any cultivar or cultivars
73. Vase of Reflexed Chrysanthemums, 3 blooms, any cultivar or cultivars
74. Vase of Intermediate Chrysanthemums, 3 blooms, any cultivar or cultivars
75. Vase of Chrysanthemums, 5 blooms, any cultivar or cultivars
76. 1 Chrysanthemum, any cultivar including Sprays

**SECTION B - VEGETABLES AND FRUIT**

**CLASS**

20. **CHAMPIONSHIP CLASS** A Collection of 6 kinds of Vegetables, 3 of each kind,  
Except:  
Cauliflowers and celery which must be 2,  
peas and tomatoes, which must be 6,  
and beans and shallots, which must be 9,  
displayed in 76cm x 76cm space: garnishing allowed.
21. Cucumbers 2
22. Tomatoes with calyx, 5
23. Tomatoes, Small Fruited Cherry, with Calyx 5
24. Onions, each 250g or under, shown on rings 3
25. Onions, each over 250g, shown on rings 3
26. Beans - Runner 5
27. Beans - French 5
28. Sweetcorn 2
29. Potatoes white 5
30. Potatoes other than white 5
31. Exhibition Shallots, shown on a dish or plate of sand 6
32. Pickling Shallots, must be 30mm in diameter or under 6
33. Carrots, long pointed 3
34. Carrots, stump rooted 3
35. Beetroot 3
36. Cabbage, with 75mm stump 1
37. Edible Squashes 2
38. Courgettes, up to 200mm in length, or 75mm in diameter for round cultivars 4
39. Parsnips 3
40. Peppers (Capsicums) 4
41. Any one variety of Vegetable not listed above - call Show Manager for quantity
42. Heaviest Marrow
43. Heaviest Onion, dressed
44. Longest Runner Bean
45. The most interesting misshapen vegetable
46. Culinary Herbs, 6 kinds in a bunch, arranged in your own vase  
Foliage only, (not flowers or seeds)
47. Chilli plant growing in a container up to 20cm

**FRUIT**

48. Dish of Raspberries 10
49. Dessert Apples 5
50. Cooking Apples 5
51. Dessert Pears 5
52. Dessert Plums 7
53. Any one variety of fruit not listed above - call Show Manager for quantity

# Alresford & District Horticultural Society Awards

## BANKSIAN MEDAL

Awarded for the most points in the Horticultural Classes

## Dr LYNDON SKEGGS CHALLENGE CUP

For the highest number of points in Section A Novice Fruit and Veg

## HAMPSHIRE CHRONICLE CHALLENGE CUP

For the highest number of points in Section B Open Fruit and Veg

## PALMER FRUIT CUP

For the best entry in the Fruit Classes 48-53

## TONY BRAVERY TROPHY

For the longest runner bean, Class 44

## NATIONAL VEGETABLE SOCIETY MEDAL

For the most meritorious Vegetable exhibit in the show

## CURTIS CUP

For the winner of the Alresford Dahlia Championship, Class 54

## JOHN SAUNDERS CUP

For the winner of Small Cactus or Semi Cactus Dahlia Championship, Class 55

## ALRESFORD CHAMBER OF TRADE CHALLENGE CUP

For the best Floral Exhibit in Dahlia and Chrysanthemum Open Classes 56-65, 72-76

## N.D.S. SILVER and BRONZE MEDALS

For the 1st and 2nd best vases of Dahlias exhibited in the show

## IAN WAITE NOVICE DAHLIA CUP

For the best vase of Dahlias in the Novice Classes 66 to 70

## MERFYN HEWINS MEMORIAL TROPHY

For the highest number of points in the Novice Dahlia Classes 66 to 70

## WESSENDEN CHALLENGE TROPHY


For the Chrysanthemum Championship, Class 71

## Classification and Formation information for some types of Dahlias



### Waterlily Dahlias

Waterlily dahlias have fully double blooms characterised by broad ray florets that are slightly involute along their length (longitudinal axis) giving a saucer shaped appearance to the bloom. The depth should not be more than one third of the diameter of the bloom.




### Decorative Dahlia

Decorative dahlias have fully double blooms showing no disc. The ray florets are generally broad and flat and may be involute for no more than 75% of their length (longitudinal axis) or slightly twisted, and usually bluntly pointed.




### Ball Dahlias

Ball dahlias have fully double blooms, ball shaped or slightly flattened. The ray florets rounded at the tips, with margins spirally arranged and involute for at least 75% of the length of the florets.




### Pompon Dahlias

Pompon dahlias have fully double spherical blooms, with florets largely involute along their length (longitudinal axis).



### Cactus Dahlias

Cactus dahlias have fully double blooms, the ray florets are usually pointed, the majority narrow and revolute for 65% or more of their length (longitudinal axis) and either straight or incurving.



### Semi-Cactus Dahlias

Semi-Cactus dahlias have fully double blooms, the ray florets are usually pointed and revolute for more than 25% and less than 65% of their length and broad at the base and either straight or incurving.

### DAHLIA CLASSIFICATIONS

Giants	over 10"	(250mm)
Large	between 8" & 10"	(200mm & 250mm)
Medium	between 6" & 8"	(150mm & 200mm)
Small	between 4" & 6"	(100mm & 150mm)
Miniature	not exceeding 4"	(100mm)
Pompon	not exceeding 2"	(50mm)



  
**D. Barker & Son**  
 GOLDSMITHS & SILVERSMITHS

40a West Street, Alresford, SO24 9AU  
 01962 732200  
 www.dbarkerandson.co.uk

### **TWIDDLE MUFFS**

Twiddle Muffs have been found to be most helpful in the treatment of patients with dementia. They provide simple stimulation for restless hands and promote increased brain stimulation.

All you need are oddments of wool with different textures; odd buttons, ribbon, lace, zips.....bits and bobs you can twiddle with.

Using a pair of knitting needles size 6.5mm [old money size 3] cast on 40 stitches using 2 strands of double knitting wool.

Work in stocking stitch until work measures 12inches. All one colour  
Continue with stocking stitch but now use different colours and different textures until your work measures 24inches. [E.g. chunky, mohair, chenille, snugly, eskimo]

With wrong side facing you sew the long edges together to form a tube.

Turn inside out and push the plain colour piece inside so forming a muff.

Sew the short ends together neatly.

Decorate your Twiddle Muff with at least 6 things on the outside and four things inside. Make sure everything is firmly attached.

If you would like us to donate your Twiddle Muff to The Royal Hampshire County Hospital after the show, please indicate on your exhibitor's card.

### **COLONEL PALMER MEMORIAL TROPHY**

For the highest number of points in the Roses Classes 81-84

### **CHALLENGE CUP**

For the best Floral Exhibit of Flowers in the Novice Classes 96-104

### **ALRESFORD FLOWER CLUB TROPHY**

For Floral Art Championship Class 105

### **JOCK WATSON CHALLENGE TROPHY**

For the best exhibit in the Floral Art Classes 106 to 109

### **LADY TICHBORNE CHALLENGE CUP**

For the best exhibit in the Floral Art Miniature Exhibit Class 110

### **THE CANDOVER TROPHY FOR NOVICE FLORAL ART**

For the winner of the Floral Art Novice Class 111

### **NICHOLL CHALLENGE CUP**

For the highest number of points in Culinary Section G

### **A TANKARD**

Men's Cookery, Class 128

### **BRITISH WOOD CARVERS "HAMPSHIRE BRANCH" CUP**

For the best overall exhibit in Design and Create Section H

### **MRS C. DAUBNEY TROPHY**

For the best exhibit in the Textiles Section J

### **MADDIE ATTENBOROUGH PHOTOGRAPHY CUP**

For the best Photography Exhibit in Section K

### **CHILDRENS TROPHIES**

For the best exhibit in each age group, Section L and photography classes 144 and 145

### **MID HANTS RAILWAY PRIZE**

For the best exhibit under 11 years

### **BOB DENNIS TROPHY**

For the best exhibit in General Flowers Classes 85-95



